

Module III: Renaissance Literature

Hamlet Plot Diagram

Directions: For each scene in the play, write a one-sentence synopsis of the most important event that takes place in that scene. At the end, you will have a play-by-play of the major events that take place in each act.

Act I

Scene 1

Scene 2

Scene 3

Scene 4

Scene 5

Act II
Scene 1

Scene 2

Act III
Scene 1

Scene 2

Scene 3

Scene 4

Act IV
Scene 1

Scene 2

Scene 3

Scene 4

Scene 5

Scene 6

Scene 7

Act V
Scene 1

Scene 2

Module III: Renaissance Literature

Hamlet Dramatic Irony Activity

Dramatic irony is when the audience knows something that the characters do not. This helps to build suspense as the story progresses.

Directions: As you read, look for examples of dramatic irony. Write the Act, Scene, and Line numbers in the first column of the chart. Then tell what the characters think or say in the second column. In the third column, explain what the audience knows in each situation. Finally in the fourth column, include the irony's impact/effect on the audience.

Act, Scene, Lines	What Characters Think or Say	What Audience Knows	Impact/Effect on Audience

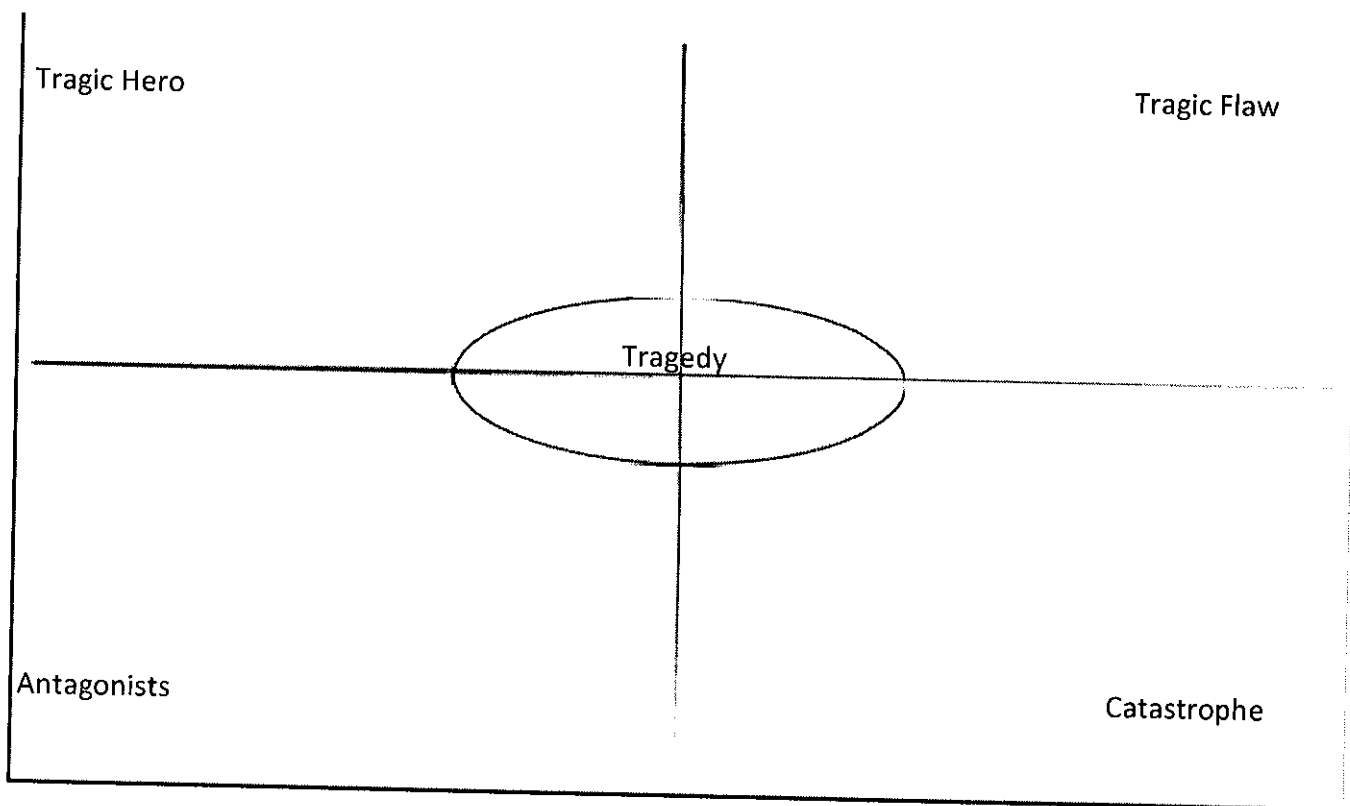
Follow up: How does dramatic irony in *Hamlet* help to create suspense? Write a well-developed paragraph with a clear main point (topic sentence) as well as three or more supporting details that develop your main point.

Module III: Renaissance Literature

The Tragedy of *Hamlet* and The Tragic Hero

- In a tragedy, a tragic hero is a character whose demise is brought about because of the character's sins/weakness (also known as a tragic flaw).
- This tragic flaw leads the hero to ruin, but it is often assisted by antagonists, who are characters who act in opposition to the hero.
- The action climaxes in a catastrophe, leading to the death of many of the characters in the play.

Directions: Use the chart to record the characteristics of tragedy in *Hamlet*. Then answer the question that follows.



Is Hamlet a tragic hero? Your answer to this prompt should be expressed in a well-developed paragraph with a clear main point (topic sentence) as well as three or more supporting details that develop your main point.

Module III: Renaissance Literature

Hamlet Soliloquies and Asides Activity

Soliloquy: a long speech/monologue delivered by a character in which he is talking to himself or the audience.

Aside: a short commentary unheard by other characters that reveals private opinions and reactions of the character to the audience.

Directions: Use this chart to record the soliloquies and asides in Act One that provide insight into the characters that speak them. An example has been done for you.

Scene, Lines	Soliloquy or Aside?	Insight
Act I, scene , line 65	Aside	Hamlet now knows about the role Claudius played in his father's death.

Module III: Renaissance Literature

Hamlet Essay Topics

Directions: Choose one of the following essay topics. After choosing your desired prompt, thoroughly sketch out your ideas (prewriting). Be sure to find ample supporting evidence from the text to help substantiate your claims. For this assignment, you will draft an essay of 4-5 paragraphs; essays must have a solid introduction with a thesis statement, a minimum of 2-3 body paragraphs, and an appropriate conclusion. As always, be sure to proofread your document; essays should be written in standard American English and should utilize proper spelling, grammar, and punctuation.

1. Analyze the relationship between Ophelia and Hamlet. How is this relationship different from typical romantic relationships from that era? Was Hamlet truly in love with Ophelia? Use textual evidence to support your claim.

or

2. Choose one of Hamlet's seven soliloquies to analyze. Discuss how this speech portrays his character. Focus on his motivations and his conflicts. Use textual evidence to support your claim.

or

3. Compare and contrast the characters Fortinbras and Hamlet. Does Fortinbras have a purpose outside of his relationship to Hamlet, or did Shakespeare create him to emphasize Hamlet's personality traits? Use textual evidence to support your claim.

Essay Guidelines

- This essay should use precise language and maintain a formal style and objective tone.
- Your essay must have a clear organizational pattern with an introduction, body, and conclusion.
- Your essay should have a clear thesis statement, one which clearly outlines your claim/position; in addition, each body paragraph should possess a clear topic sentence.
- For each of your body paragraphs, be sure to cite specific examples from the play to support your claims.
- In addition, you are expected to demonstrate command of the conventions of standard English grammar as well as the conventions of capitalization, punctuation, and spelling.
- The essay should be typed and follow MLA conventions.

Grading Rubric

	Points Possible	Points Earned
Adherence to Assignment Guidelines	10	
Introductory Paragraph	10	
Thesis Statement	10	
Body Paragraphs-- Topic Sentences	10	
Body Paragraphs-- Unity & Coherence of Ideas	10	
Body Paragraphs-- Use of Support from Text to Substantiate Claim(s)	20	
Conclusion Paragraph	5	
Overall Organization and Development of Ideas	10	
Grammar, Spelling, Punctuation, & Mechanics	15	

Module III: Renaissance Literature

Macbeth Plot Diagram

Directions: For each scene in the play, write a one-sentence synopsis of the most important event that takes place in that scene. At the end, you will have a play-by-play of the major events that take place in each act.

Act I

Scene 1

Scene 2

Scene 3

Scene 4

Scene 5

Scene 6

Scene 7

Act II

Scene 1

Scene 2

Scene 3

Scene 4

Act III

Scene 1

Scene 2

Scene 3

Scene 4

Scene 5

Scene 6

Act IV

Scene 1

Scene 2

Scene 3

Act V

Scene 1

Scene 2

Scene 3

Scene 4

Scene 5

Scene 6

Scene 7

Scene 8

Module III: Renaissance Literature

Macbeth Dramatic Irony Activity

Dramatic irony is when the audience knows something that the characters do not. This helps to build suspense as the story progresses.

Directions: As you read, look for examples of dramatic irony. Write the Act, Scene, and Line numbers in the first column of the chart. Then tell what the characters think or say in the second column. In the third column, explain what the audience knows in each situation. Finally in the fourth column, include the irony's impact/effect on the audience.

Act, Scene, Lines	What Characters Think or Say	What Audience Knows	Impact/Effect on Audience

Follow up: How does dramatic irony in *Macbeth* help to create suspense? Your answer to this prompt should be expressed in a well-developed paragraph with a clear main point (topic sentence) as well as three or more supporting details that develop your main point.

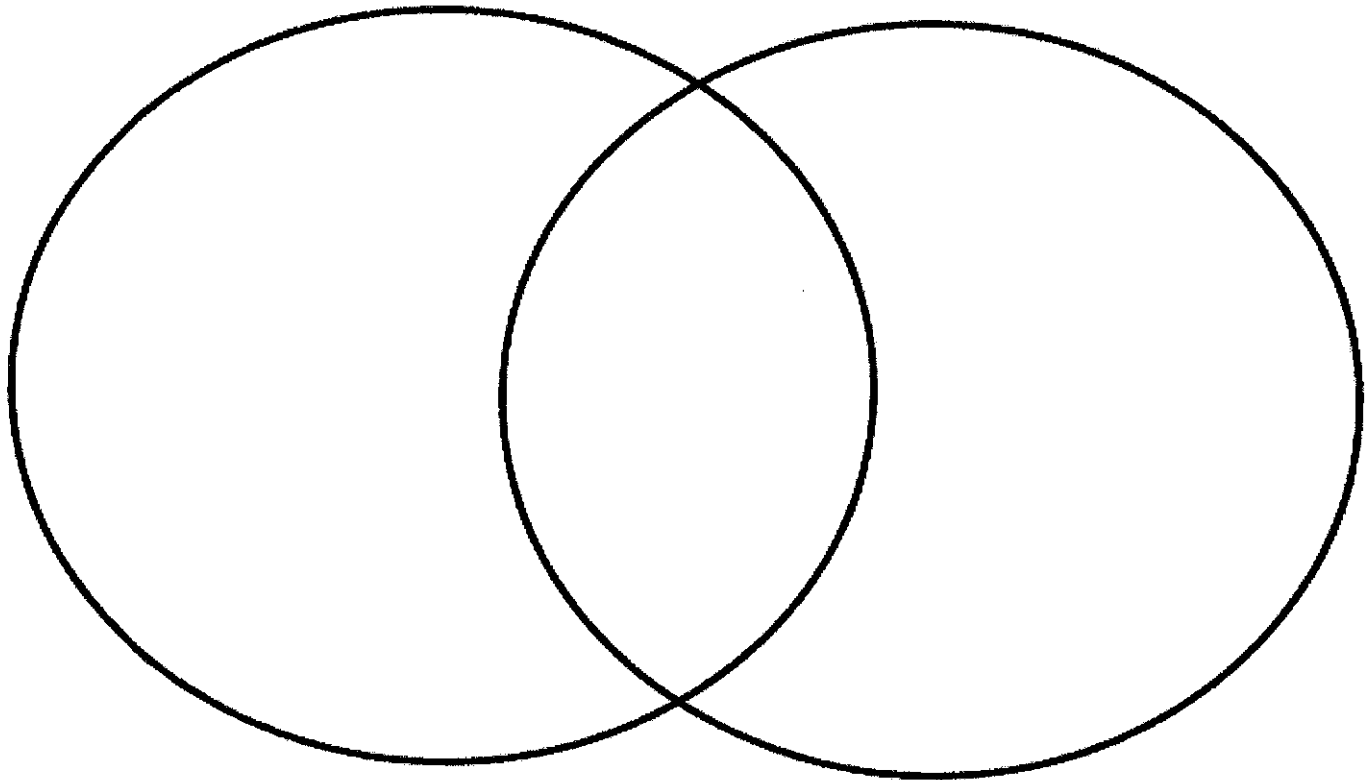
Macbeth Venn Diagram

Directions: Compare and contrast Macbeth with another character of your choice in the play *Macbeth*. In the appropriate section of the diagram, list **character traits** and **cite specific character dialogue or actions** that reveal those character traits. Gather specific evidence from *Macbeth*.

Macbeth

Shared

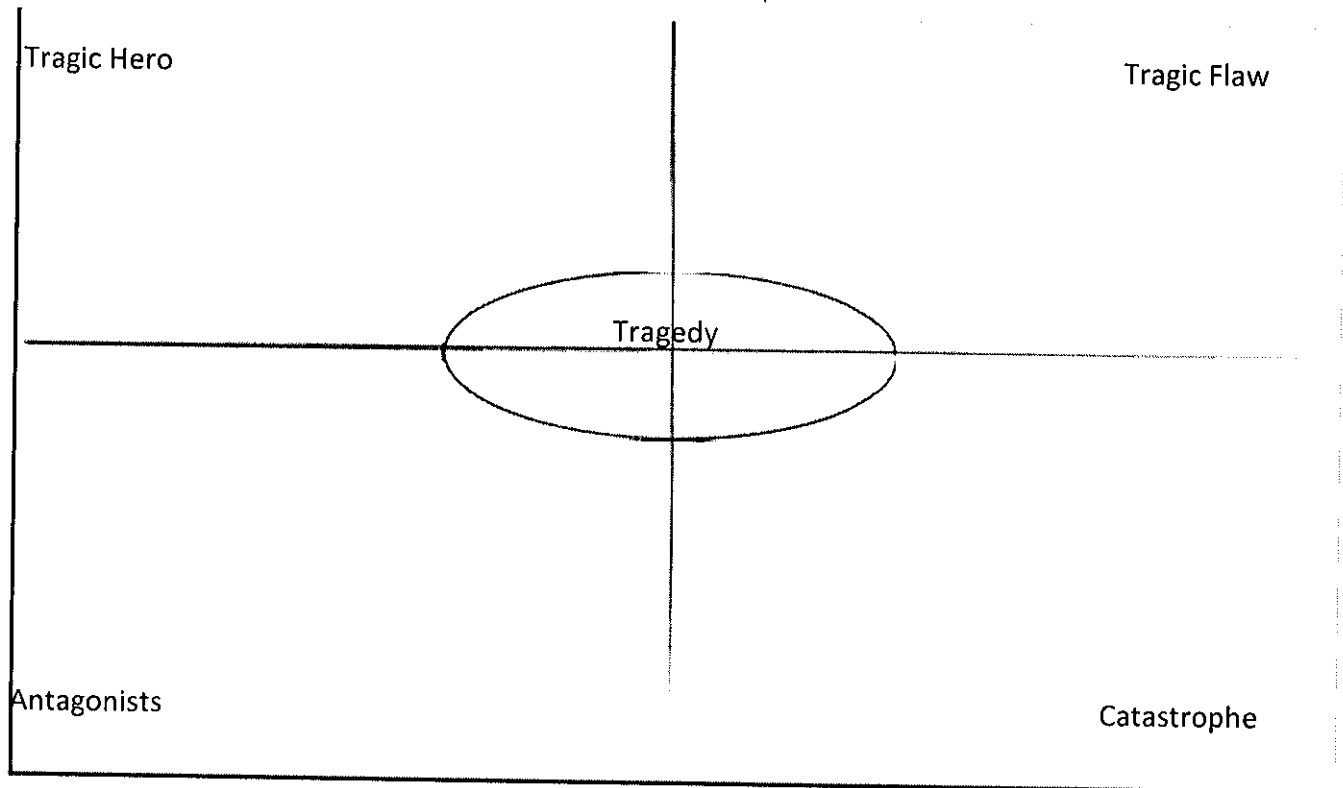
Character B: _____



The Tragedy of *Macbeth* and the Tragic Hero

In a Shakespearean tragedy, a **tragic hero** is a character whose demise is brought about because of his sins/weaknesses (also known as a **tragic flaw**). This tragic flaw leads the hero to ruin, but it is often assisted by an **antagonist**, a character who is in opposition to the hero. The action climaxes in a **catastrophe**, leading to the death of many of the characters in the play.

Directions: Use the chart to record the characteristics of tragedy in *Macbeth*. Then answer the question that follows.



Defend your position: Is Macbeth a tragic hero or a villain? Your answer to this prompt should be expressed in a well-developed paragraph with a clear main point (topic sentence) as well as three or more supporting details that develop your main point.

Module III: Renaissance Literature

***Macbeth* by William Shakespeare** **Essay Assignment/Topics**

Directions: Choose one of the following essay topics. After choosing your desired prompt, thoroughly sketch out your ideas (prewriting). Be sure, too, to find ample supporting evidence from the text to help substantiate your claims. For this assignment, you will draft an essay of 4-5 paragraphs; essays must have a solid introduction with a thesis statement, a minimum of 2-3 body paragraphs, and an appropriate conclusion. As always, be sure to proofread your document; essays should be written in standard American English and should utilize proper spelling, grammar, and punctuation.

1. Per our class discussions, what attributes were women supposed to represent during the Renaissance era? What attributes were men supposed to represent? To what extent are these gender roles questioned in *Macbeth*, and what is the result of these contradictions? Use textual evidence to support your claim. *Be sure to review essay instructions below.*

or

2. The paranormal has a significant presence in *Macbeth*. Choose three of these mysterious appearances to analyze. Be sure to focus on how each scene motivates Macbeth to either continue or change his plans. Use textual evidence to support your claim. *Be sure to review essay instructions below.*

or

3. Who, ultimately, is to blame for King Duncan's murder? Do Lady Macbeth and her husband have equal blame, or is one more at fault than the other? Use textual evidence to support your claim. *Be sure to review essay instructions below.*

Essay Guidelines

- This essay should use precise language and maintain a formal style and objective tone.
- Your essay must have a clear organizational pattern with an introduction, body, and conclusion.
- Your essay should have a clear thesis statement, one which clearly outlines your claim/position; in addition, each body paragraph should possess a clear topic sentence.
- For each of your body paragraphs, be sure to cite specific examples from the play to support your claims.
- In addition, you are expected to demonstrate command of the conventions of standard English grammar as well as the conventions of capitalization, punctuation, and spelling.
- This essay should be typed and follow MLA conventions.

Portions of this document have been provided with permission by Seamless Alignment and Integrated Learning Support.

It was adapted by NC – Career and College Ready Graduates. © 2017 NCCCS

Grading Rubric

	Points Possible	Points Earned
Adherence to Assignment Guidelines	10	
Introductory Paragraph	10	
Thesis Statement	10	
Body Paragraphs--Topic Sentences	10	
Body Paragraphs--Unity & Coherence of Ideas	10	
Body Paragraphs--Use of Support from Text to Substantiate Claim(s)	20	
Conclusion Paragraph	5	
Overall Organization and Development of Ideas	10	
Grammar, Spelling, Punctuation, & Mechanics	15	